



6AV5-GA—12AV5-GA 17AV5-GA—25AV5-GA

BEAM PENTODE

**6AV5-GA
12AV5-GA
17AV5-GA
25AV5-GA**
ET-T902A
Page 1
9-56

FOR TV HORIZONTAL-DEFLECTION AMPLIFIER APPLICATIONS

DESCRIPTION AND RATING

The 6AV5-GA is a beam pentode designed primarily for use as the horizontal-deflection amplifier in television receivers. The tube exhibits high permeance, high plate current at low plate and screen voltages, and a high ratio of plate to screen current.

Except for heater ratings, the 12AV5-GA, 17AV5-GA, and 25AV5-GA are identical to the 6AV5-GA. In addition, the 12AV5-GA and 17AV5-GA, which feature a controlled heater warm-up characteristic, are especially suited for use in television receivers with series-connected heaters.

GENERAL

ELECTRICAL

	6AV5-GA	12AV5-GA	17AV5-GA	25AV5-GA
Cathode—Coated Unipotential	6.3	12.6	16.8	25.0
Heater Voltage, AC or DC	6.3	12.6	16.8	25.0
Heater Current	1.2	0.6	0.45	0.3
Heater Warm-up Time*	11	11	11	11
Direct Interelectrode Capacitances, approximate †				
Grid-Number 1 to Plate	0.5			
Input	14			
Output	7.0			

MECHANICAL

Mounting Position—Any
Envelope—T-11, or T-12, Glass
Base—B6-112 or B6-120, Short Medium-Shell Octal 6-Pin

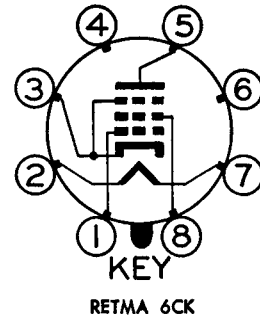
MAXIMUM RATINGS

HORIZONTAL-DEFLECTION AMPLIFIER SERVICE ‡

DESIGN-CENTER VALUES UNLESS OTHERWISE INDICATED

DC Plate-Supply Voltage (Boost +DC Power Supply)	550	Volts
Peak Positive Pulse Plate Voltage	5500 §	Volts
Peak Negative Pulse Plate Voltage	1250	Volts
Screen Voltage	175	Volts
Peak Negative Grid-Number 1 Voltage	300	Volts
Plate Dissipation Δ	11	Watts
Screen Dissipation	2.5	Watts
DC Cathode Current	110	Milliamperes
Peak Cathode Current	400	Milliamperes
Heater-Cathode Voltage		
Heater Positive with Respect to Cathode		
DC Component	100	Volts
Total DC and Peak	200	Volts
Heater Negative with Respect to Cathode		
Total DC and Peak	200	Volts
Grid-Number 1 Circuit Resistance	0.47	Megohms
Bulb Temperature at Hottest Point	210	C

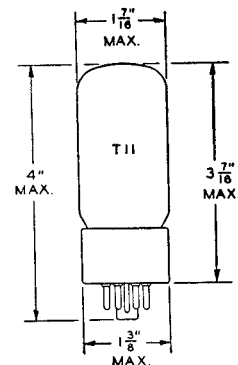
BASING DIAGRAM



TERMINAL CONNECTIONS

- Pin 1—Grid Number 1
- Pin 2—Heater
- Pin 3—Cathode and Beam Plates
- Pin 5—Plate
- Pin 7—Heater
- Pin 8—Grid Number 2 (Screen)

PHYSICAL DIMENSIONS



T-11 Version

T-12 version is identical except that the maximum bulb diameter is 1 1/2 inches.

GENERAL ELECTRIC

Supersedes ET-T902 dated 12-54

6AV5-GA
12AV5-GA
17AV5-GA
25AV5-GA
ET-T902A

Page 2
 9-56

CHARACTERISTICS AND TYPICAL OPERATION

AVERAGE CHARACTERISTICS

Plate Voltage	60	250 Volts
Screen Voltage	150	150 Volts
Grid-Number 1 Voltage	0◆	-22.5 Volts
Plate Resistance, approximate	—	14500 Ohms
Transconductance	—	5900 Micromhos
Plate Current260	57 Milliamperes
Screen Current26	2.1 Milliamperes
Grid-Number 1 Voltage, approximate		
$I_b = 1.0$ Milliampere	—	-43 Volts
Triode Amplification Factor**	—	4.3

* The time required for the voltage across the heater to reach 80 percent of its rated value after applying 4 times rated heater voltage to a circuit consisting of the tube heater in series with a resistance equal to 3 times the rated heater voltage divided by the rated heater current.

† Without external shield.

‡ For operation in a 525-line, 30-frame television system as described in "Standards of Good Engineering Practice Concerning Television Broadcast Stations," Federal Communications Commission. The duty cycle of the voltage pulse must not exceed 15 percent of one scanning cycle.

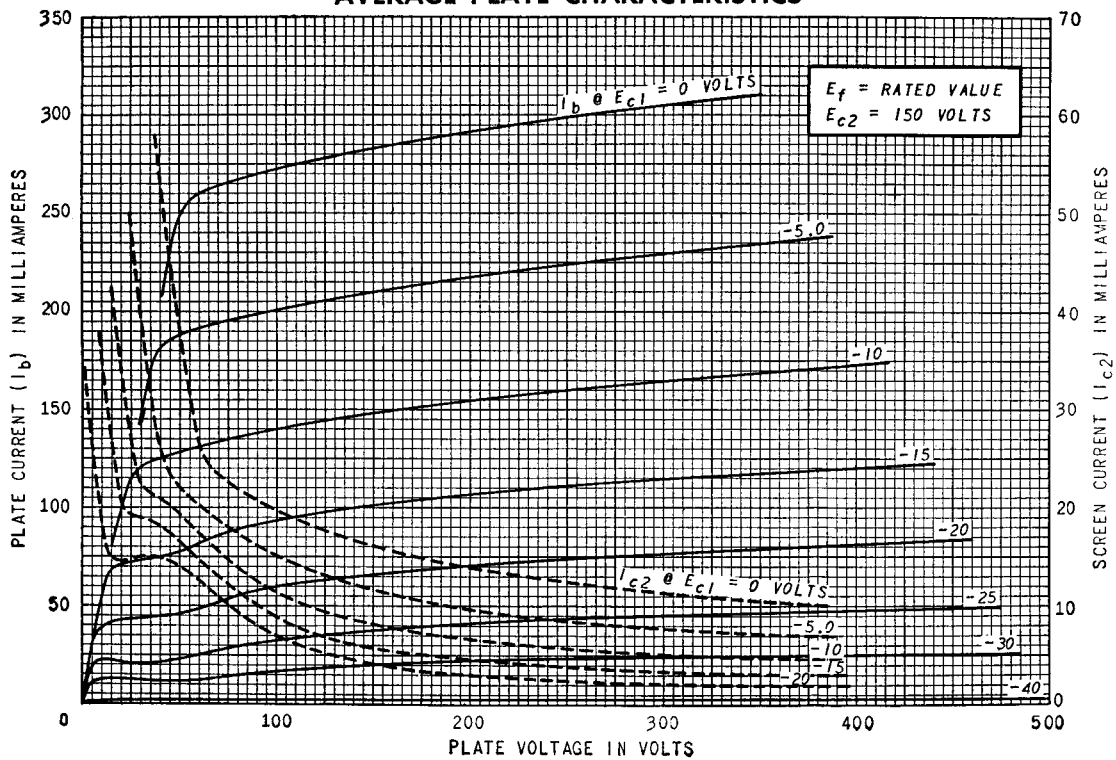
§ Value given is to be considered as an Absolute Maximum Rating. In this case, the combined effect of supply voltage variation, manufacturing variation including components in the equipment, and adjustment of equipment controls should not cause the rated value to be exceeded.

△ In stages operating with grid-leak bias, an adequate cathode-bias resistor or other suitable means is required to protect the tube in the absence of excitation.

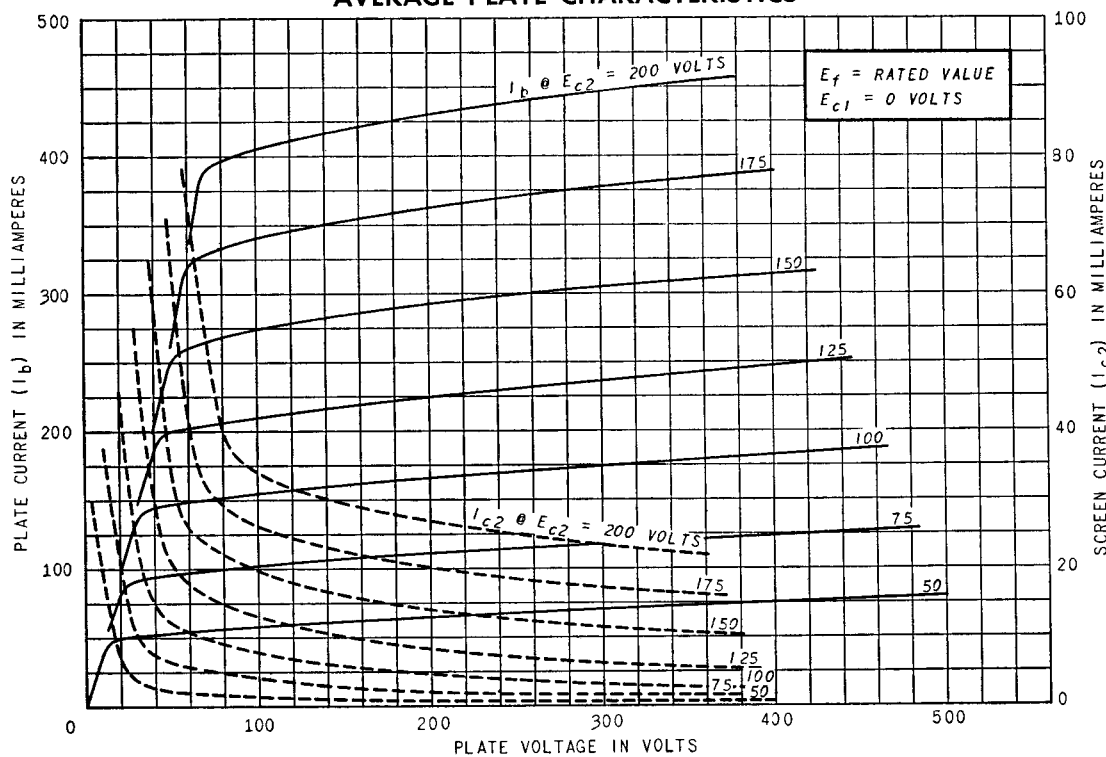
◆ Applied for short interval (two seconds maximum) so as not to damage tube.

**Triode connection (screen tied to plate) with $E_b = E_{c2} = 150$ volts and $E_{c1} = -22.5$ volts.

AVERAGE PLATE CHARACTERISTICS

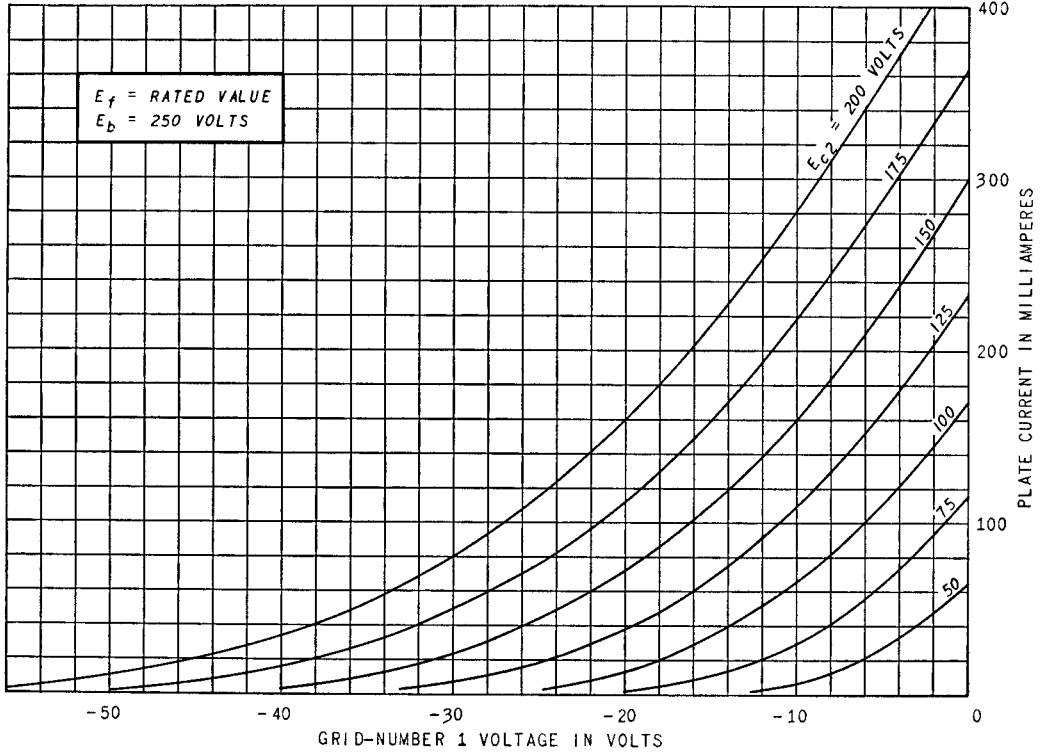


AVERAGE PLATE CHARACTERISTICS



6AV5-GA
12AV5-GA
17AV5-GA
25AV5-GA
 ET-T902A
 Page 4
 9-56

AVERAGE TRANSFER CHARACTERISTICS



AVERAGE TRANSFER CHARACTERISTICS

